




Technical manual

ELERIX SOLAR PANEL

Solar panel Mono, PERC, Half Cut, Black
550Wp



www.elerix.com

[PRODUCT WEBPAGE >](#)

EXS-550MHC-B







ELERIX SOLAR PANEL




Solar panel Mono, PERC, Half Cut, Black
550Wp


ELERIX solar panel Mono, PERC, Half Cut, Black 550Wp

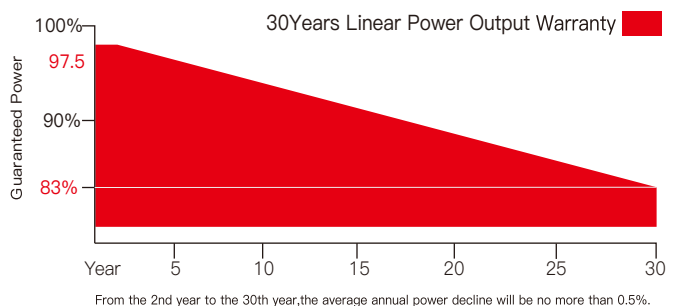
Key Features

-  Excellent module efficiency up to: 21.30%
-  IP68 junction box for long-term weather endurance
-  Heavy snow load up to 5400 Pa, wind load up to 3600 Pa
-  PID: Selected material and stringent quality system ensure PID free
-  Applicable to harsh environment of deserts, farmlands and seashores
-  Much lower risk of Hot Spot

Warranty

-  Linear power output warranty
 - ▶ 12 years minimum 92% power output
 - ▶ 30 years minimum 83% power output

-  Product warranty on materials and workmanship
According to the applicable ELERIX Limited Warranty Statement



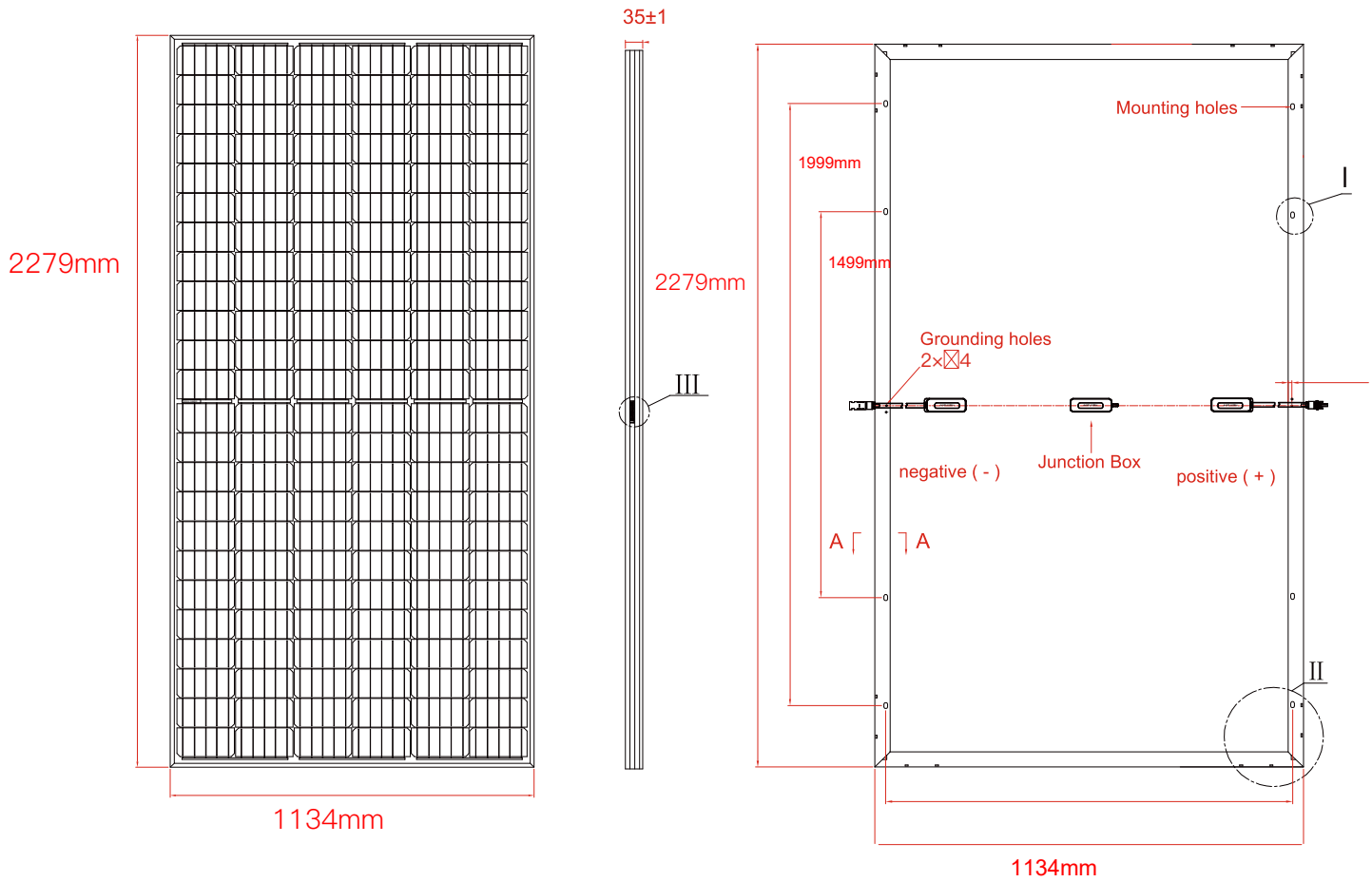
Certification



ELERIX SOLAR PANEL



Solar panel Mono, PERC, Half Cut, Black
550Wp

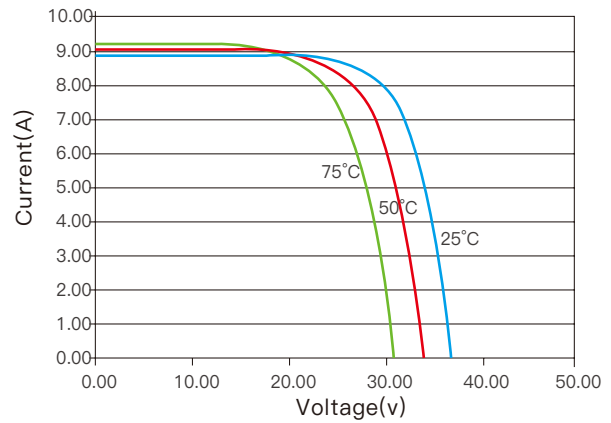
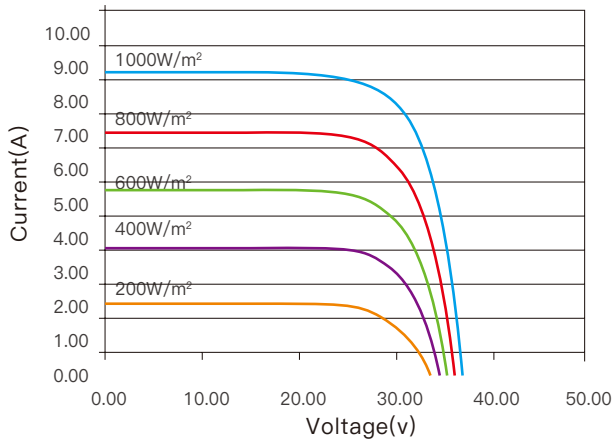


ELERIX SOLAR PANEL



Solar panel Mono, PERC, Half Cut, Black
550Wp

IV Curve



Electrical Specification	EXS-550MHC-B
Maximum Power (Pmax)	550W
Module Efficiency	21.30%
Open Circuit Voltage (Voc)	49.85V
Short Circuit Current (Isc)	13.97A
Maximum Power Voltage (Vmp)	42.00V
Maximum Power Current (Imp)	13.10A
Maximum System Voltage	ICE 1500V (VDC)/UL 1500V (VDC)
Maximum Series Fuse Rating	25A

STC: Irradiance: 1000W/m², Module Temperature: 25°C, Air Mass: 1.5

ELERIX SOLAR PANEL



Solar panel Mono, PERC, Half Cut, Black
550Wp

Electrical DATA@NOCT	EXS-550MHC-B
Pmax [W]	405
Vm [V]	38.42
Imp [A]	10.65
Voc [V]	46.84
Isc [A]	11.33

NOCT: Irradiance: 800W/m², Ambient Temperature: 20°C, Air Mass: 1.5, Wind Speed: 1m/s

Mechanical Specification	
Solar Cell Type	Mono Crystalline 182x91mm
Number of Cells	144pcs (24x6)
Module Size	2279x1134x35mm
Weight	28.5kg
Glass	3.2mm tempered glass
Back Sheet	Black
Frame	Anodized aluminum alloy, Black
Junction Box	IP68
Quantity of Diodes	3pcs
Cable	4.0mm ² 1100mm
Connector	MC4 Compatible
Wind/Snow Load	3600pa/5400pa

ELERIX SOLAR PANEL

Solar panel Mono, PERC, Half Cut, Black
550Wp



Packaging Configuration

Modules per box	31 pcs
Number per 20GP	186 pcs
Modules per 40' HQ	620 pcs

Temperature Characteristic

NMOT (Nominal Module Operating Temperature)	41°C (±3°C)
Temperature Coefficient of P _{MAX}	- 0.36%/°C
Temperature Coefficient of U _{oc}	- 0.26%/°C
Temperature Coefficient of I _{sc}	0.04%/°C

Maximum Ratings

Operational Temperature	-40 to +85°C
Maximum System Voltage	1500V DC (IEC) 1500V DC (UL)
Max Series Fuse Rating	25A
Snow Load	54000Pa (3600Pa)
Wind Load	3600Pa (1600Pa)

*design load with safety factor 1.5 (DO NOT connect Fuse in Combiner Box with two or more strings in parallel connection)

Are you interested in more details?
Visit our online presentation.

[PRODUCT WEBPAGE >](#)