




Technical manual

# ELERIX SOLAR PANEL

Mono Half Cut Crystalline Solar Module  
410Wp Black



[www.elerix.com](http://www.elerix.com)

[PRODUCT WEBPAGE >](#)

EXS-410MHC-B







# ELERIX SOLAR PANEL

Mono Half Cut Crystalline Solar Module  
410Wp Black




## ELERIX Mono Half Cut Crystalline Solar Module 410Wp


### Key Features

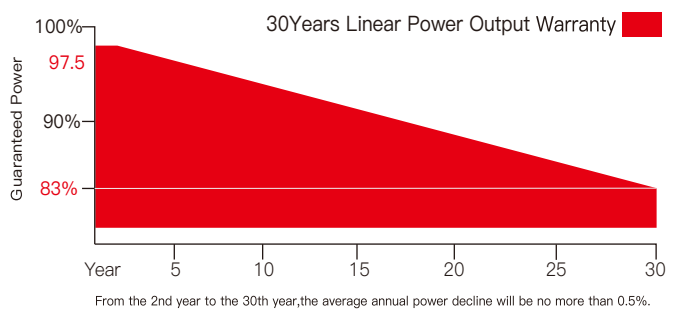
-  Excellent module efficiency up to: 18.42%
-  IP68 junction box for long-term weather endurance
-  Heavy snow load up to 5400 Pa, wind load up to 3600 Pa
-  PID: Selected material and stringent quality system ensure PID free
-  Applicable to harsh environment of deserts, farmlands and seashores
-  Much lower risk of Hot Spot

### Warranty

Linear power output warranty

-  30 years
  - ▶ 12 years minimum 92% power output
  - ▶ 30 years minimum 83% power output

-  12 years
  - Product warranty on materials and workmanship
  - According to the applicable ELERIX Limited Warranty Statement

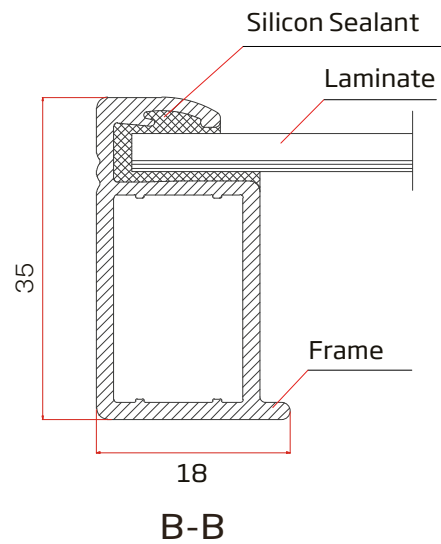
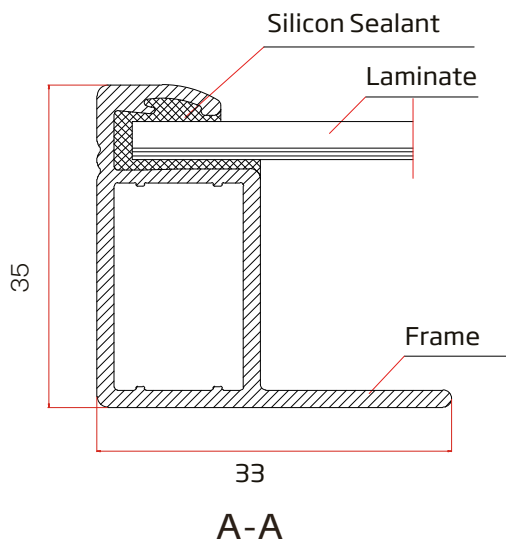
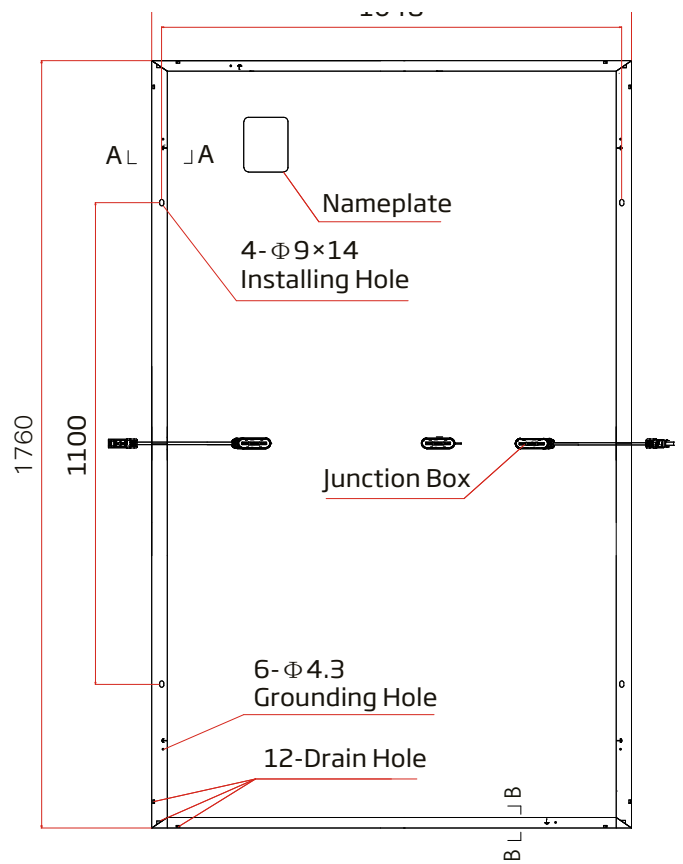



### Certification



# ELERIX SOLAR PANEL

Mono Half Cut Crystalline Solar Module  
410Wp Black

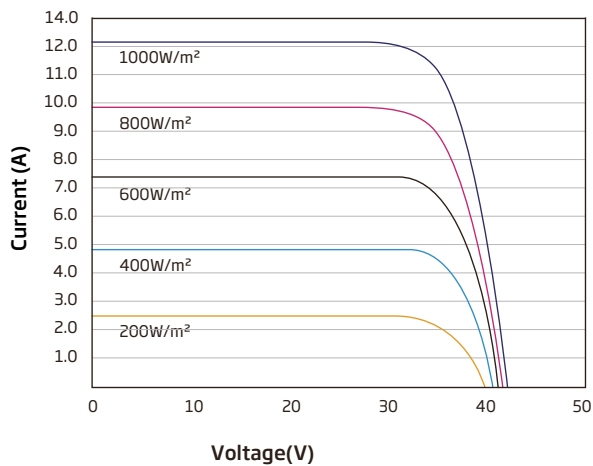


# ELERIX SOLAR PANEL



Mono Half Cut Crystalline Solar Module  
410Wp Black

I-V CURVES OF PV MODULE(395 W)



Electrical Specification	EXS-410MHC-B
Maximum Power (Pmax)	410W
Module Efficiency	21.40%
Open Circuit Voltage (Voc)	41.60V
Short Circuit Current (Isc)	12.40A
Maximum Power Voltage (Vmp)	34.60V
Maximum Power Current (Imp)	11.84A
Maximum System Voltage	ICE 1000 VDC

STC: Irradiance: 100W/m², Module Temperature: 25°C, Air Mass: 1.5

# ELERIX SOLAR PANEL



Mono Half Cut Crystalline Solar Module  
410Wp Black

Electrical DATA@NOCT	EXS-410MHC-B
Pmax [W]	310
Vm [V]	32.80
Imp [A]	9.45
Voc [V]	39.10
Isc [A]	10.00

NOCT: Irradiance: 800W/m<sup>2</sup>, Ambient Temperature: 20°C, Air Mass: 1.5, Wind Speed: 1m/s

Mechanical Specification	
Solar Cell Type	Monocrystalline 210"
Number of Cells	120pcs /3x40
Module Size	1760x1096x35mm
Weight	21.0kg
Glass	3.2mm tempered glass
Back Sheet	Black
Frame	Anodized aluminium alloy, silver or black
Junction Box	IP68,three diodes
Quantity of Diodes	3pcs
Cable	4.0mm <sup>2</sup> 1000mm
Connector	MC4 Compatible
Wind/Snow Load	2400pa/5400pa

# ELERIX SOLAR PANEL

Mono Half Cut Crystalline Solar Module  
410Wp Black



## Packaging Configuration

Modules per ox	31 pieces
Number per 20GP	276 pieces
Modules per 40' HQ	806 pieces

## Temperature Characteristic

NMOT (Nominal Module Operating Temperature)	45°C (±2°C)
Temperature Coefficient of P <sub>MAX</sub>	- 0.36%/°C
Temperature Coefficient of U <sub>oc</sub>	- 0.26%/°C
Temperature Coefficient of I <sub>sc</sub>	0.04%/°C

## Maximum Ratings

Operational Temperature	-40 to +85°C
Maximum System Voltage	1500V DC (IEC)
Max Series Fuse Rating	30A
Protection Class	Class II
Snow Load	5400 Pa
Wind Load	2400 Pa
Hailstone Test	25mm Hailstone at the speed of 23m/s

\*design load with safety factor 1.5 (DO NOT connect Fuse in Combiner Box with two or more strings in parallel connection)

Are you interested in more details?  
Visit our online presentation.

[PRODUCT WEBPAGE >](#)